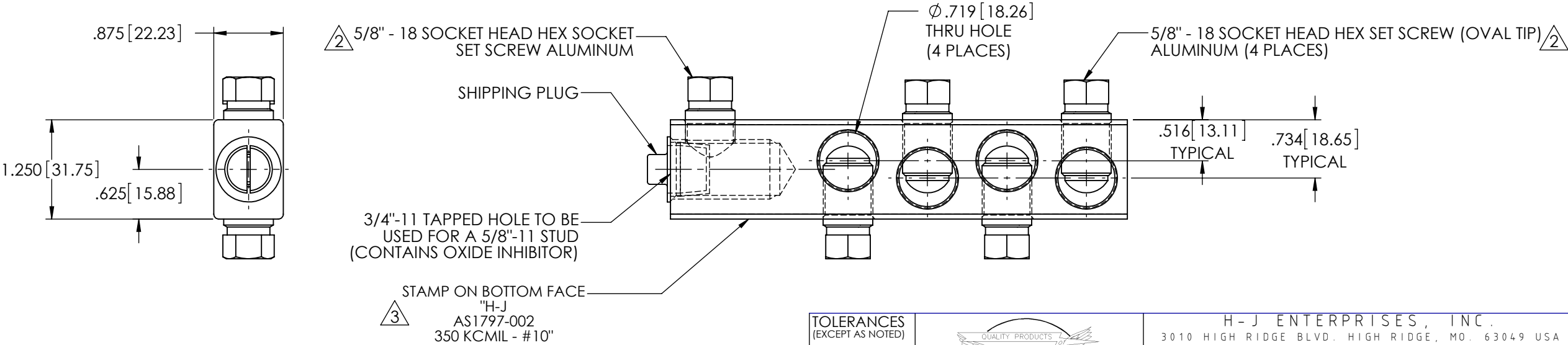
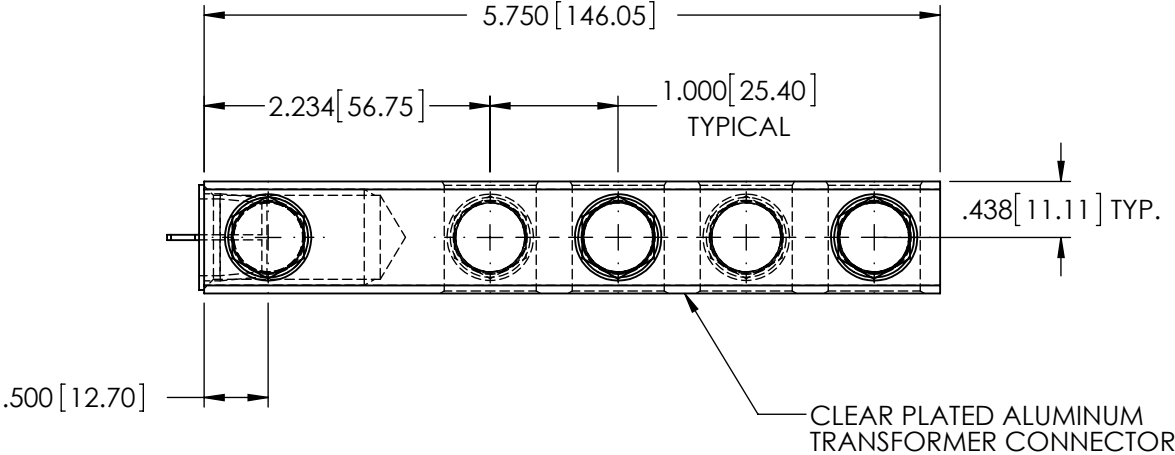
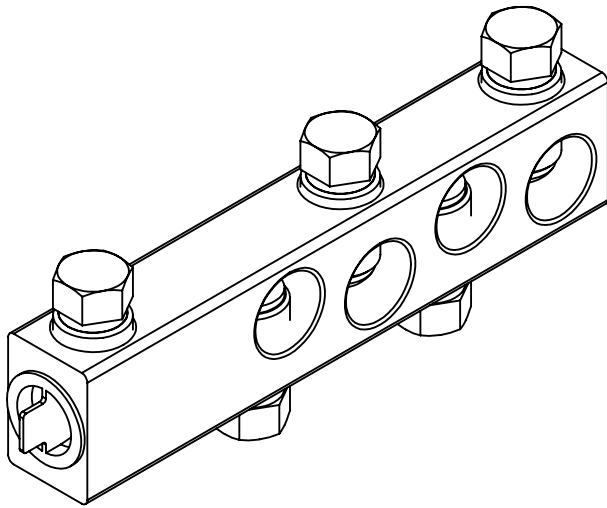


REVISIONS					
REV.	DATE	ECN #	DESCRIPTION	BY	APPROVED
1	12/22/2011		WAS ASXXXX-125	CJT	PM
2	11/12/2012	PQIE1111003	REMOVED ANODIZED FROM SCREWS.	CJT	PM
3	4/18/2013	HJ13-078	ADDED STAMP CALLOUT	CLS	AB



NOTES:
 1. ALL DIMENSIONS ARE REFERENCE ONLY UNLESS OTHERWISE NOTED.
 2. CONDUCTOR RANGE: 350 KCMIL - #10
 3. MEETS ANSI C119.4 CLASS A SPECIFICATIONS.

PROPRIETARY AND CONFIDENTIAL
 THE INFORMATION CONTAINED IN THIS
 DRAWING IS THE SOLE PROPERTY OF
 H-J ENTERPRISES, INC. ANY
 REPRODUCTION IN PART OR AS A WHOLE
 WITHOUT THE WRITTEN PERMISSION OF
 H-J ENTERPRISES, INC. IS
 PROHIBITED.

TOLERANCES (EXCEPT AS NOTED)	
DECIMAL	
+/-	
FRACTIONAL	
+/-	
ANGULAR	
+/-	



DRAWN BY JH DATE 11/10/2011

H - J ENTERPRISES, INC.
 3010 HIGH RIDGE BLVD. HIGH RIDGE, MO. 63049 USA
 PHONE 1-636-677-3421 FAX 1-636-376-1915

TRANSFORMER CONNECTOR ASSEMBLY

MATERIAL (SEE DRAWING)

CHK'D CJT APP'D 04/18/13
 SCALE N.T.S.

DRAWING NO.
 AS1797-002