

# H-J International Pressure Relief Valves and Liquid Level Gauges



H-J International, Inc.  
3010 High Ridge Blvd.  
High Ridge, Missouri USA 63049  
Tel: (636) 677-3421  
Fax: (636) 376-1915  
[www.h-jinternational.com](http://www.h-jinternational.com)



**H-J International, Inc.**



## High Flow Pressure Relief Valves

### High Flow PRV

- Cracking pressure: 10 psig  $\pm$  2. Reseats at 8 psig  $\pm$  2. (Other cracking pressures 4-25 psig available. Please consult a sales associate for details).
- Seals against vacuum.
- Body, poppet, inner cap and chain are machined from solid brass for longer service life.
- Viton seal for heat, ozone, and weather resistance.
- Highly visible vinyl caps, colored bands or discs signal that venting has occurred.
- Stainless steel pull ring permits manual venting as a safety measure before servicing transformer.
- High strength precision rolled threads with Teflon tape preapplied.



1712K (Style) High Flow Pressure Relief Valves.

### Pressure Relief Valves

H-J Pressure Relief Valves are engineered to protect against distribution transformer damage and personnel injury that may result from dangerous pressure build-ups. These valves:

- Automatically vent
- Automatically reseal
- Easily installed

Mounting threads can be Teflon treated to assure leak proof installation. "Bug-Out" disc prevents insects, dirt and the elements from entering the valve interior during either static or venting modes. There is an H-J relief valve to suit any need.

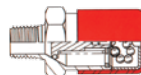
- H-J Pressure Relief Valves meet or surpass REA and ANSI distribution transformer standards.
- Specify H-J Pressure Relief Valves on new transformers... Retrofit them during maintenance and rebuilding programs.

H-J's Pressure Relief Valves are among the most thoroughly engineered in the industry. They have long enjoyed a well-deserved reputation for reliability and value as original equipment and maintenance/repair parts for a wide range of fluid applications.

- Models with vinyl caps are ideally suited for outdoor use as the caps provide a double weather seal.
- "Bug-out" disc prevents insects or contaminants from entering valve interior when the cap is not on the valve.

### MODEL 1712K (STYLE)

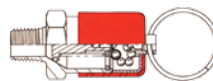
Red vinyl signal-cap hangs down after automatic relief.



This cap, which is connected to the poppet by a chain, can be pulled for manual pressure relief.

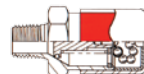
### MODEL 1712K-1 (STYLE)

Same as 1712K with the addition of a pull ring for manual pressure release by hand or hot stick.



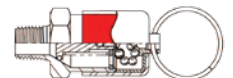
### MODEL 1712K-4 (STYLE)

Same as 1712K except white vinyl signal-cap hangs down after automatic relief – revealing a bright red signal band.



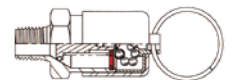
### MODEL 1712K-5 (STYLE)

Same as 1712K-4 with the addition of a pull ring for manual pressure release by hand or hot stick.



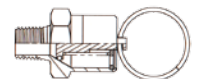
### MODEL 1712K-6 (STYLE)

Same as 1712K-5 except relief signal is a Day-Glo red "Bug-Out" disc instead of red signal band on valve body.



### MODEL 1712K-3 (STYLE)

Recommended for applications where a signal-cap is not needed. It has a pull ring for manual pressure release.



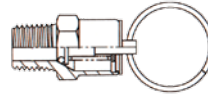
## Standard Distribution Transformer PRV



Model 1776K (Style)

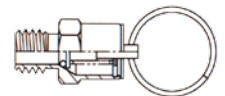
### Standard Pressure Relief Valve

- Cracking pressure: 10 psig  $\pm$  2. Reseats at 7 psig  $\pm$  2. (Other cracking pressures available. Please consult a sales associate for details).
- Seals against vacuum.
- Solid, machined brass body and poppet.
- 302 stainless springs, guide, "Bug-Out" disc and pull ring.
- Viton seal for heat, ozone and weather resistance.
- Advanced metallurgical heat treatment of spring prevents temperature/time fatigue.
- High strength precision rolled threads with Teflon tape preapplied.
- Series 1776K meets or exceeds ANSI C-57.12.2 specifications.



### MODEL 1776 K (STYLE)

Complete with "Bug-Out" disc and pull ring for manual pressure release.  $\frac{1}{4}$ " NPTF mounting thread.



### MODEL 1776 K-3 (STYLE)

Same as 1776-K but with  $\frac{1}{2}$ " - 13 NC mounting thread.

## Compact Pressure Relief Valves



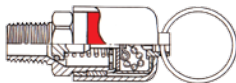
1750K-5 (Style) Compact design PRV

### Compact PRV

- Cracking pressure: 10 psig  $\pm$  2. Reseats at 8 psig  $\pm$  2. (Other cracking pressures 4-25 psig available. Please consult factory for details).
- Seals against vacuum.
- Solid, machined brass body, poppet and sleeve.
- 302 stainless steel spring, guide, "Bug-Out" disc and pull ring.
- Viton seal for heat, ozone and weather resistance.
- Advanced metallurgical heat treatment of spring prevents temperature/time fatigue.
- High strength precision rolled threads with Teflon tape preapplied.
- Signal bands of solid injection molded plastic will not flake off like painted-on bands do.
- Series 1750K valves are especially valued where space is limited.

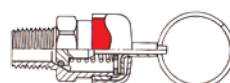
### MODEL 1750K-15 (STYLE)

White vinyl signal-cap hangs down after automatic relief revealing a bright red signal band on the body. The stainless steel pull ring allows manual pressure release by hand or hot stick.




### MODEL 1750K-5 (STYLE)

Gray weather-cap moves forward on shaft as a result of automatic relief revealing a bright red signal band on the body. The stainless steel pull ring allows manual pressure release by hand or hot stick.



### MODEL 1750K-3 (STYLE)

Designed for application where a signal-cap or band is not needed. It has a manual pull ring and a stainless steel "Bug-Out" disc.



## Liquid Level Gauges



LG35 (Style)  
Liquid Level Gauge

### Liquid Level Gauges

H-J Liquid Level Gauges provide a low-cost, non-mechanical, non-electric, easily installed method of instantly checking fluid levels from an easily viewed top or bottom location.

The length of the Liquid Level Gauge's rod must be specified so as to correctly reach the minimum "safe" level of the contained fluid.

When the refraction cone at the tip of the rod is covered by the stored liquid, a black dot appears in the white viewing port. When the liquid level drops below the refraction cone, the viewing port appears bright red, the international warning color, demanding immediate

attention and action.

### Sight Gauge

H-J's Sight Gauge is a universally applicable liquid level indicator for side mounting into supply tanks, transformer cases and other containers where maintenance of proper liquid level is important.

A metal hollow-ball float makes visual assessment easy even when light colored liquids or poorly lighted surroundings make the fluid line difficult to see.

Please see our H-J International "Instruments and Gauges" brochure or contact a sales associate for more information.



Model PG6041-001  
Fluid Level Sight Gauge

## Thread Sealant & Retrofit Installation

A time saving feature of H-J Pressure Relief Valves is that Teflon tape can be pre-applied to the threads in order to assure leak proof installation on all valves supplied with 1/4" NPTF threads.

The first 1-1/2 threads are

Teflon-free to eliminate potential for tape shredding into, and contaminating, the transformer interior.

H-J valves may be retrofitted into oil filler holes or into holes drilled or punched into the transformer wall.

## Submersible Stainless Steel Pressure Relief



1720K-1 (Style)

### Submersible PRV

- Cracking pressure: 10 psig  $\pm$  2. Reseats at 7 psig  $\pm$  2.
- Seals against vacuum.
- Solid, machined, 300 series stainless steel body.
- Stainless steel spring, guide, cup and pull ring.
- Redundant Viton double-sealing system eliminates any potential for seepage or admission of fluids as a result of venting.
- All series 1720K valves are thoroughly tested for cracking pressure, reseating pressure and leakage potential.
- Pull ring permits manual venting as a safety measure before field or shop servicing of transformer.
- Heat-treated spring prevents temperature/time fatigue.

### MODEL 1720K-1 (STYLE)

The 1720K-1 is ideally suited for use underwater and in harsh environments.

