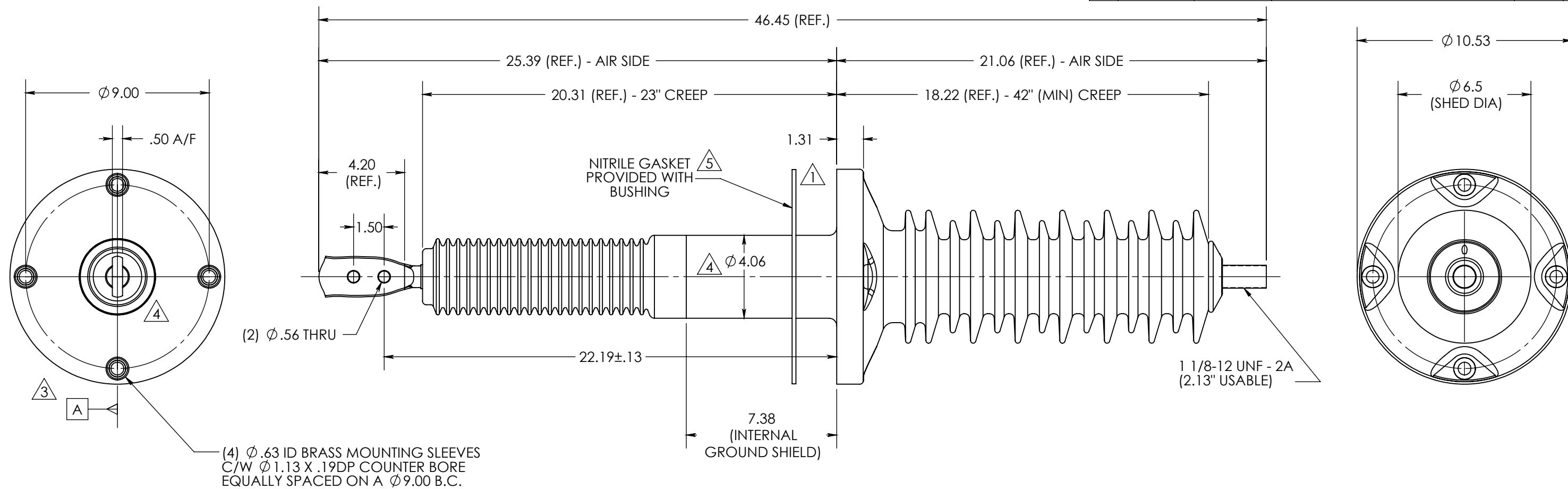
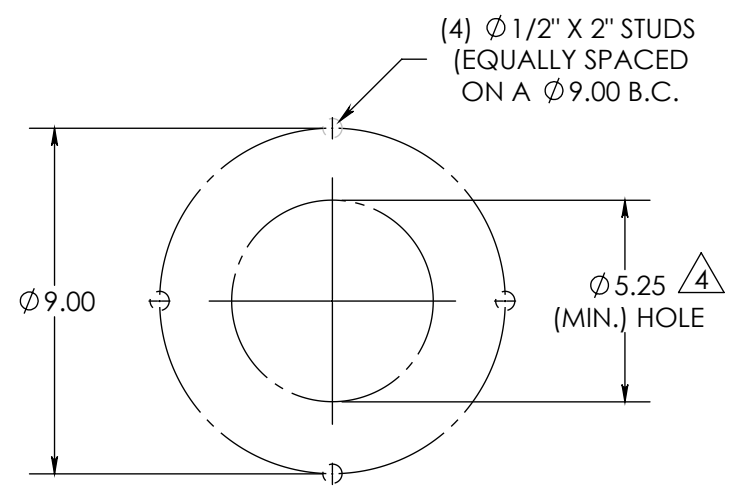


REVISIONS					
REV.	DATE	ECN#	DESCRIPTION	BY	APPD.
1	6-9-2009	HJ09-112	ADDED GASKET, GA-0171-00	DB	DB
2	6/18/2012	HJ12-113	ADDED NOTES 3 & 4	CMH	JFS
3	9/4/2012	HJ12-154	REVISED NOTE 4.	BS	JDD
4	9/16/2013	HJ13-235	REMOVED O-RING GROOVE, DIM. Ø4.06 WAS Ø3.75, DIM. Ø5.25 WAS Ø4.50, ADDED FLAME RETARDANT TO MATERIAL NOTE 1.	BS	JDD
5	10/15/2013	HJ13-264	ADDED GASKET NOTE AND NOTE 5.	BS	BB



(4) Ø .63 ID BRASS MOUNTING SLEEVES
C/W Ø 1.13 X .19DP COUNTER BORE
EQUALLY SPACED ON A Ø 9.00 B.C.

(MOUNTING SLEEVES ARE COMMON
WITH INTERNAL GROUND SHIELD)




RECOMMENDED MOUNTING DETAIL

- NOTES:**
- ALL CONTACT SURFACES TO BE CLEAN & FREE FROM FLASH
 - CANTILEVER LOAD SPECIFICATION IS BASED ON (STATIC) LOAD APPLIED HORIZONTALLY AT CENTER POINT OF TOP & BOTTOM TERMINALS FOR APPLICATIONS WITH BUSHING OPERATED AT INCLINATIONS UP TO 20° FROM THE VERTICAL. FOR APPLICATIONS EXCEEDING 20° SEE C57.19.01-2000, TABLE 4, NOTE 2.
 - FLAT SPADE SURFACES MUST BE PARALLEL TO CENTERLINE OF STUD TO WITHIN 1°.
 - FLAT SPADE SURFACES MUST BE PARALLEL TO DATUM A WITHIN 1°.
 - BUSHING SHALL BE MOUNTED WITH (4) 1/2"-13 BOLTS, TIGHTEN HARDWARE TO 15 FT-LBS.
- MATERIAL:**
- CYCLOALIPHATIC EPOXY, GRAY (U.V. EXPOSED), FLAME RETARDANT.
 - HD ETP C11000 COPPER, TIN PLATED

- SPECIFICATIONS:**
- MANUFACTURED IN ACCORDANCE WITH ANSI C57.19.01-2000
 - RATED VOLTAGE 38kV
 - DRY POWER-FREQUENCY WITHSTAND VOLTAGE 80kV (1 min.)
 - WET POWER-FREQUENCY WITHSTAND VOLTAGE 75kV (10 sec.)
 - PARTIAL DISCHARGE <25pC @ 33kV
 - DRY BASIC IMPULSE LEVEL 200kV
 - CHOPPED WAVE CREST 258kV (2 micro-sec.)
 - NOMINAL CURRENT RATING 1200 AMPS
 - CREEP DISTANCE 42" (1067mm)
 - TEMPERATURE CLASSIFICATION -50°C TO +105°C
 - CANTILEVER LOAD (ULTIMATE) 200 lbf (890N)
 - APPROXIMATE SHIPPING WEIGHT 60 lbs (27.3)Kg

PROPRIETARY AND CONFIDENTIAL THE INFORMATION CONTAINED IN THIS DRAWING IS THE SOLE PROPERTY OF H-J INTERNATIONAL, INC. ANY REPRODUCTION IN PART OR AS A WHOLE WITHOUT THE WRITTEN PERMISSION OF H-J INTERNATIONAL, INC. IS STRICTLY PROHIBITED.	TOLERANCES (EXCEPT AS NOTED)	
	ONE PLACE MM ±1.50	TWO PLACE MM ±0.75
	TWO PLACE DEC. ±.060	THREE PLACE DEC. ±.030
	FRACTIONS ± 1/16"	ANGLES 2°
BREAK ALL SHARPS UNLESS OTHERWISE NOTED		



H-J INTERNATIONAL, INC.
3010 HIGH RIDGE BLVD, HIGH RIDGE, MO. 63049 USA
PHONE 1-636-677-3421 FAX 1-636-376-1915

38kV / 1200A
POWER APPARATUS BUSHING

APPROVED BY	DB	DATE	11/13/2008
CHECKED BY	DB	DATE	11/13/2008
DRAWN BY	DB	DATE	10/22/2008
TOOL NO.	T20-520-0		
PRODUCT GRP.	2000 SERIES		

DRAWING NO. 20-520-000			
SCALE	1:4	SIZE	B
REV.	5	SHEET	1 OF 1